



Thematica Future Mobility UCITS Fund | December 2021

Share Class Retail USD (Capitalization Share) | NAV USD 350.77

For Qualified Investors or Professional Investors or Eligible Counterparties as defined by the relevant laws

KEY FEATURES

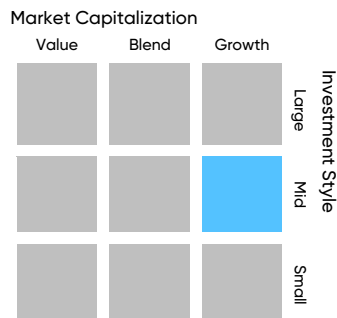
Thematica Future Mobility UCITS Fund offers exposure to pure play companies that are focused or will substantially benefit from the transition to clean and sustainable transportation and energy storage solutions. Within the energy transition, the fund focus on companies that will benefit from the electrification. Areas include but are not limited to the following categories:

- Critical Battery Materials (Lithium, Cobalt, Nickel, Graphite)
- Battery Technology, Including Cell/Pack Manufacturers and Battery Components
- Fuel Cell Technology, Including Advanced Flow Plates, Stacks and Systems
- E-Mobility (Battery Electric Vehicles/Fuel Cell Electric Vehicles) and Energy Storage Solutions
- E-Mobility Charging Infrastructure, Hydrogen Production/Electrolysers and Fuelling Technology/Infrastructure
- Smart Grid, Electricity Generation, Energy Efficiency and Renewable Energy

QUICK FACTS

- Actively managed
- Focus on fast growing innovative companies with a competitive edge
- Fundamental high conviction stock selection
- Concentrated portfolio, 25-60 stocks
- Investment universe, approx 200 stocks
- Target return of +12% p.a. over a full market cycle
- Unconstrained in regions & sectors
- Invest across all market caps


MORNINGSTAR STYLE



FUND DETAILS

Fund AUM	\$269.5 Million
Initial NAV (01.02.2019)	USD 100
Number of Holdings	47
Weighted Avg. Market Cap. (31.12.2021)	\$11.9 Billion
Management Fee	1.50%
Performance Fee	0%
Investment Currency	USD
Share Class	Retail USD
Dividend Type	Capitalization
Min Initial Subscription	None
Legal Status	SICAV Umbrella
Structure	UCITS
Jurisdiction	Luxembourg
Registration	CH, DE, LU, NO, SE
Subscription	Daily, 14:00 CET
Redemption	Daily, 14:00 CET
Transaction Day	Within 2 days
Morningstar Category™	Technology
ISIN	LU1807298952
Bloomberg	BATTERU LX
WKN	A2JKSP

SYNTHETIC RISK & REWARD INDICATOR (SRRI)

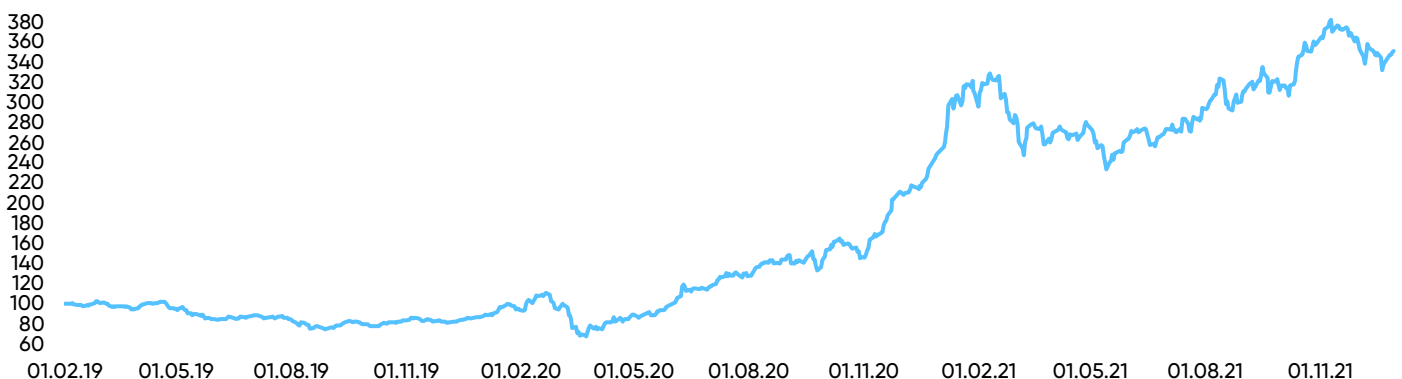


High - 7 out of 7

The historical data used for calculating the synthetic indicator are not a reliable indication of the future risk and reward profile of the share class. The category shown is not guaranteed to remain unchanged and may shift over time. Even the lowest category does not mean a risk-free investment. This share class has been placed in the aforementioned risk class because its unit price is subject to significant fluctuation, therefore the profit potential and loss exposure may be high.

Capital at risk. All financial investments involve an element of risk. Therefore, the value of your investment will vary, and your initial investment amount cannot be guaranteed. Full details of risks are disclosed in the chapter "Risk information" in the prospectus. Recommended investment horizon: >5 years

PERFORMANCE



RETURNS %

Jan	Feb	Mar	Apr	May	Jun	Jul	Aug	Sep	Oct	Nov	Dec	YTD	Year
-	1.41	(6.45)	(0.06)	(10.76)	3.08	(3.07)	(10.81)	5.38	4.61	(0.83)	5.01	(13.41)	2019
8.16	2.24	(20.52)	17.40	9.44	18.23	10.34	12.82	0.72	1.17	43.91	18.26	188.23	2020
23.92	(8.50)	(7.02)	5.24	(4.94)	2.77	8.95	3.97	2.00	14.57	1.75	(3.68)	40.59	2021

Note: The figures shown relate to past performance. Past performance is not a reliable indicator of current or future results and should not be the sole factor of consideration when selecting a product or strategy.

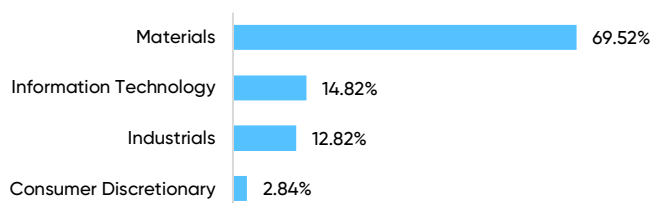
TOP 10 HOLDINGS

Holdings Subject to Change 31.12.2021

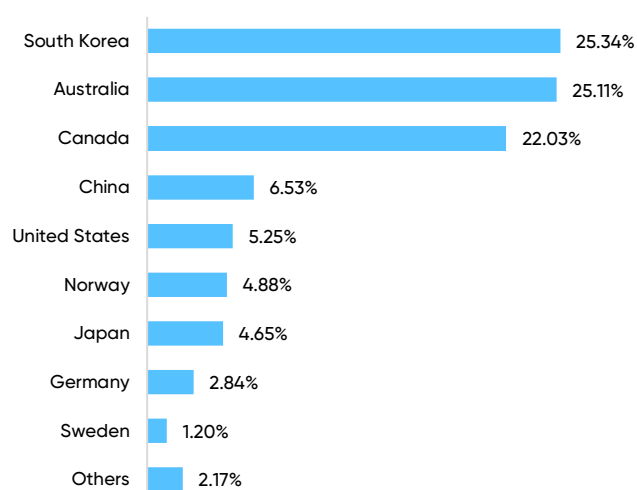
Name	Ticker	ISIN	Sector	Thematic Elements	Country	Weight
Galan Lithium Ltd.	GLN AU	AU0000021461	Materials	Battery Materials	Australia	6.91%
Neo Lithium Corp.	NLC CN	CA64047A1084	Materials	Battery Materials	Canada	6.75%
Lithium Americas Corp.	LAC CN	CA53680Q2071	Materials	Battery Materials	Canada	6.72%
Jiangxi Ganfeng Lithium Co Ltd.	1772 HK	CNE1000031W9	Materials	Battery Materials	China	6.30%
Jervois Global Ltd.	JRV AU	AU000000JRV4	Materials	Battery Materials	Australia	5.97%
LG Chem Ltd.	051910 KS	KR7051910008	Materials	Battery Manufacturer	South Korea	4.58%
Core Lithium Ltd.	CXO AU	AU000000CXO2	Materials	Battery Materials	Australia	4.58%
Iljin Materials Co Ltd.	020150 KS	KR7020150009	Information Technology	Battery Components	South Korea	3.76%
SK IE Technology Co Ltd.	361610 KS	KR7361610009	Materials	Battery Components	South Korea	3.53%
L&F Co Ltd.	066970 KS	KR7066970005	Information Technology	Battery Components	South Korea	3.42%

Weight of Top 10 Holdings: 52.52%

INDUSTRY BREAKDOWN



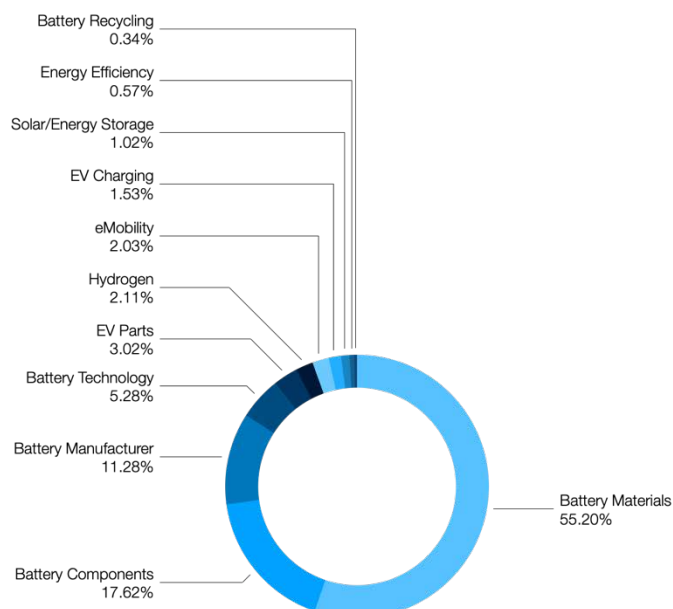
COUNTRY BREAKDOWN



MARKET CAPITALIZATION



THEMATIC ELEMENTS



ASSET ALLOCATION

Stock	96.42%
Bond	0.00%
Cash	3.58%
Other	0.00%

RISK FIGURES*

Annualized Volatility	31.70%
VaR (99%, 20 days)	14.50%
Beta*	1.1368
R2*	0.6253
Sharpe Ratio	1.6985
Jensens Alpha*	13.98%
Sortino Ratio	2.5136

*Reference portfolio

ADMINISTRATION

Investment Advisor

Orn & Cie S.A., 15, rue du Jeu-de-l'Arc, CH-1207, Geneva, Switzerland | www.orn-suisse.com

Investment Company

Thematica, 4, rue Thomas Edison, L-1445, Luxembourg | www.thematicafunds.com

Management Company

IPConcept (Luxembourg) S.A., 4, rue Thomas Edison, L-1445, Luxembourg | www.ipconcept.com

Depository, Central Administration, Registrar and Transfer Agent

DZ PRIVATBANK S.A. (AA-), 4, rue Thomas Edison, L-1445, Luxembourg | www.dz-privatbank.com

Paying Agent

DZ PRIVATBANK S.A. (AA-), 4, rue Thomas Edison, L-1445, Luxembourg | www.dz-privatbank.com

Information for Investors in Germany and Information Agents

DZ PRIVATBANK AG, Deutsche Zentral-Genossenschaftsbank, Platz der Republik, D-60265 Frankfurt am Main

Information for Investors in Switzerland (Representative)

IPConcept (Schweiz) AG, Münsterhof 12, Postfach, CH-8022, Zürich

Paying Agent (Switzerland)

DZ PRIVATBANK (Schweiz) AG, Münsterhof 12, Postfach, CH-8022, Zürich

Information for Investors in Norway (Representative)

Nordnet, Postboks 302, Sendrum NO 0103 Oslo, Norway

Information for Investors in Sweden (Representative)

MFEX Mutual Funds Exchange AB, Grev Turegatan 19, 11438 Stockholm, Sweden

Auditor

PWC, Société cooperative, 2, rue Gerhard Mercator B.P. 1443, L-1014 Luxembourg | www.pwc.lu

Legal Form

Thematica is a Luxembourg SICAV (UCITS, Part I of the Luxembourg Law of 17 December 2010)

DISCLAIMER

Thematica is the name of the investment management company in Luxembourg of which Orn & Cie SA act as an investment advisor. This factsheet is intended for marketing communication and contains general information of the financial markets and financial instruments and reflects the sole opinion of Orn & Cie SA. This document is meant only to provide a broad overview for discussion purposes, in order to determine investor interest. It does not replace a prospectus or any legal document relating to any specific financial instrument. Prospectus and legal documents may be obtained upon request free of charge from Orn & Cie SA or from the registered office of the fund. The opinions herein do not take into account individual investors' circumstances, objectives, or needs.

In this document Orn & Cie SA makes no representation as to the suitability or appropriateness of the described financial instruments or services for any particular investor, nor as to their future performance. Upon request and investor's interest, Orn & Cie SA can provide more information to investors on risks associated with specific investments. The information on the risks linked to each financial instrument shall be provided in good time by separate means before the investment decision. In any case, each investor must make his/her own independent decision regarding any securities or financial instruments mentioned herein and should independently determine the merits or suitability of any investment. Before entering into any transaction, investors are invited to read carefully the risk warnings and the regulations set out in the prospectus or other legal documents and are urged to seek professional advice from their financial, legal, accounting and tax advisors with regard to their investment objectives, financial situation and specific needs. The value of any capital investment may be at risk and some or all of the original capital may be lost. Investments are exposed to currency fluctuations and may increase or decrease in value. Fluctuations in exchange rates may cause increases or decreases in your returns and/or in the value of the portfolio. The investor may be exposed to currency risk from his/her portfolio or other than the one of his country of residence.

The information contained in this document is neither the result of financial analysis within the meaning of the Swiss Banking Association "Directives on the Independence of Financial Research" nor of independent research as per EU regulation on MiFID provisions. Reasonable efforts have been made to ensure that the content of this fact sheet is based on objective information and data obtained from reliable sources. However, Orn & Cie SA cannot guarantee that the information is accurate and complete. Circumstances may change and affect the data collected and the opinions raised at the time of publication. Therefore information contained herein is subject to change at any time without prior notice. Orn & Cie SA accepts no liability whatsoever and makes no representation, warranty or undertaking, express or implied, for any information, projections or any of the opinions contained herein or for any errors, omissions or misstatements in the document. Orn & Cie SA does not undertake to update this document or to correct any inaccuracies which may have become apparent after its publication.

This document may refer to the past performance of financial instruments. Past performance is not a guide to current or future results. The value of financial instruments can fall, as well as rise. All statements in this document, other than statements of past performance and historical facts, are "forward-looking statements". Forward-looking statements do not guarantee future performance. The financial projections included in this document do not represent forecasts or budgets, but are purely illustrative examples based on a series of current expectations and assumptions which may not eventuate. The actual performance, results, market value and prospects of a financial instrument may differ materially from those expressed or implied by the forward-looking statements in this document. The projected or targeted returns are inherently subject to significant economic, market and other uncertainties that may adversely affect performance. Orn & Cie SA disclaims as well any obligation to update any forward-looking statement, as a result of new information, future events or otherwise.

This document is confidential and is intended only for the use of the person to whom it was delivered. This document may not be reproduced (in whole or in part) or delivered to any other person without the prior written approval of Orn & Cie SA.

Orn & Cie is a member of the Swiss Association of Asset Managers (SAAM), and governed by Swiss legislation.

January 2021 © Orn & Cie SA. All rights reserved

REGISTRATION AND DOCUMENTATION

Countries where Distribution is Authorized

Countries where distribution is authorized: Germany, Luxembourg, Norway, Sweden, Switzerland. Depending on the country, certain share classes may or may not be registered for public distribution. The registered share classes are recorded in a Key Investor Information Document (KIID). Investors are invited to inform themselves about the registered share classes or to request copies of the relevant KIIDs from the fund's headquarters, the general distributor, or from the local representative for their country.

OTHER FEES

Subscription fee: Up to 5%

Redemption fee: 0%

This is the maximum that might be taken out of your money before it is invested or before payment of the redemption price. Please consult your financial advisor for the actual amounts.